

## How To Set Up Virgin Money Giving Page

1. Go to <https://uk.virginmoneygiving.com/giving/>
2. Search for ohct.

# Make a donation

Find your friend or charity doing amazing things to change the world.

3. Click Start fundraising beside the Ride and Stride event.

Events (1) [Hide](#)

 Ride and Stride 2019  
14 September 2019 – Oxfordshire

[Event details >](#)

4. Enter your e-mail address.

## Sign in or register to **get going**

Big changes start with small steps. Start by joining our community. Let's go.

or

Please enter your email address

5. Sign in or register.
6. Select Ride and Stride.

# What is your fundraising challenge?

Joining in a big event, doing your own thing or celebrating something special? Tell us your fundraising challenge below.

What are you doing to raise money?

Ride and Stride 2019

Select your event below to continue



Ride and Stride 2019  
Oxfordshire – 14 September 2019  
Oxfordshire Historic Churches Trust




7. Have any of your selected charities contributed to the cost of you event. - Select No.

## Your charities

The event you have selected is raising funds for the charities below:



Oxfordshire Historic Churches Trust

Have any of your selected charities contributed to the cost of your event? 

Yes  No

8. Decide if you with OHCT to keep in touch.

## Keeping in touch

We'll send you emails to help you with your fundraising. We'll also let your selected charities know you're fundraising for them. They may contact you about your fundraising or the event you're taking part in.

Oxfordshire Historic Churches Trust about their news, appeals and promotions

If you change your mind just let the charity know and they should stop sending you emails.

Read about how we use your information in our [Privacy Policy](#).

9. Click Create my page.

[Create my page >](#)

10. The fundraising page is now live.

✓ **Your fundraising page is now live!**

Make sure you add your details before sharing it with the world.

- [Upload a profile photo](#)
- [Set a target](#)
- [Tell your story](#)

Now spread the word to get things moving. [Share your page via email and social media.](#)

11. Upload a profile photo.

## Upload a profile photo

×

The recommended minimum size for a cover image is 600 x 600 pixels. You can use smaller images but these will be scaled up to fit the image area and could look low quality once uploaded.

---

Staying safe online



---

[Upload a profile photo](#)


12. Set a target.

## Set a target to smash

The surefire way to raise more. Set one now (you can always change it later).

### Your fundraising target

£ 800.00

 [Cancel](#)

[Save >](#)

[Save >](#)

13. Tell your story.

## Share your story

Tell the world what you're doing and why. Add text, pictures and videos to bring your challenge to life. Or, if you're fundraising for someone special, share their story too.

[Add your story >](#)

Staying safe  
online



[Save >](#)

14. Upload up to six photos.




## Upload photos

(Add up to six photos)

[Browse >](#)

[Save >](#)

15. Add a personal thank you message.



## Send a personal thank you

Add a personal message to the emails we send your supporters. It makes all the difference if people know how much their support means to you.

[Add your message >](#)

**Save >**

The fundraising page URL can be changed in Account Settings.

[https://uk.virginmoneygiving.com/giving/fundraising/how-to-make-your-virgin-money-giving-page-brilliant/?utm\\_source=mydotvm&utm\\_medium=weblink&utm\\_campaign=fundraisinghub&utm\\_content=redirect](https://uk.virginmoneygiving.com/giving/fundraising/how-to-make-your-virgin-money-giving-page-brilliant/?utm_source=mydotvm&utm_medium=weblink&utm_campaign=fundraisinghub&utm_content=redirect)